


Results: Fire Department Priorities

 Survey Info - This survey was sent on behalf of City of Roseville to the FlashVote community for Roseville, CA.

Filter results by

All results

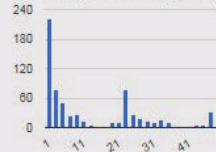
682
Participants

645 of 1308 initially invited (49%)
Margin of error: $\pm 4\%$

Applied Filter:
All Responses

Participants for filter:
682

Response Time (hours)

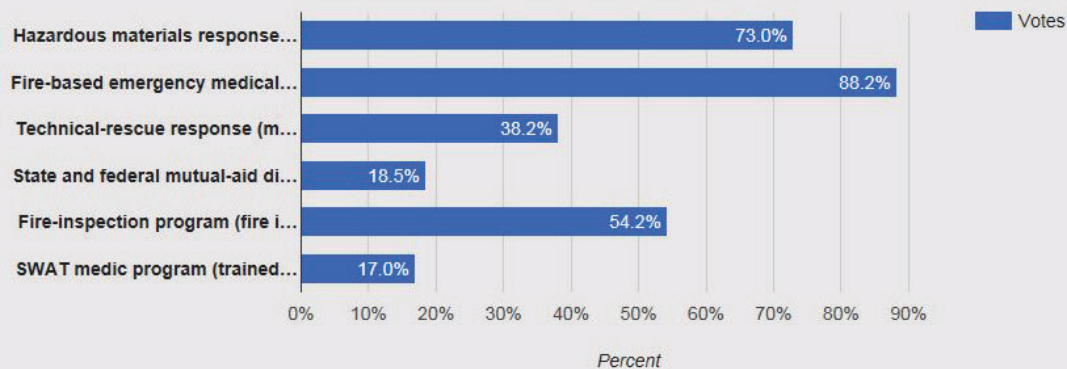


Started:
Feb 6, 2018 11:08am
Ended:
Feb 8, 2018 11:06am
Target Participants:
All Roseville

Q1 The City of Roseville is looking for public input on service priorities and possible ways to save money on the enhanced services provided by its Fire Department. Core fire services, such as fire response and fire-based emergency medical response, are NOT being considered for reductions.

Which operational services are most important to you? (You may choose up to THREE)
(660 responses)

Options	Votes (660)
Hazardous materials response (railyard spill response, gas releases, unknown spills/materials)	73.0% (482)
Fire-based emergency medical response (Firefighter/Paramedics)	88.2% (582)
Technical-rescue response (mudslides, water rescues, trench collapse)	38.2% (252)
State and federal mutual-aid disaster response (providing response to areas outside of our city during incidents/disasters)	18.5% (122)
Fire-inspection program (fire inspections at schools, assembly buildings, care facilities and businesses to ensure compliance with the fire code and the safety of the building occupants)	54.2% (358)
SWAT medic program (trained Firefighter/Paramedics as members of the SWAT team)	17.0% (112)

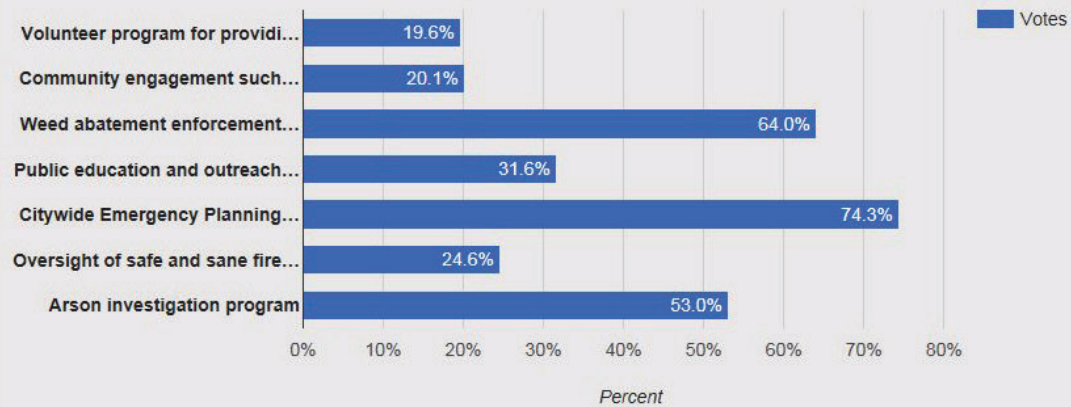


Q2

Which support services are most important to you? (You may choose up to THREE)

(662 responses)

Options	Votes (662)
Volunteer program for providing logistical support to the department	19.6% (130)
Community engagement such as Fire Station open houses and participation in community events such as downtown events and National Night Out	20.1% (133)
Weed abatement enforcement to reduce fire hazards	64.0% (424)
Public education and outreach in schools	31.6% (209)
Citywide Emergency Planning and Training	74.3% (492)
Oversight of safe and sane fireworks sales and professional pyrotechnic displays such as fireworks at fairgrounds/golf course	24.6% (163)
Arson investigation program	53.0% (351)



Results: Police Department Priorities

 Survey Info - This survey was sent on behalf of City of Roseville to the FlashVote community for Roseville, CA.

Filter results by

All results

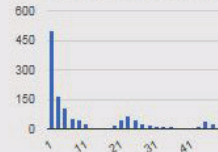
661
Participants

622 of 1179 initially invited (53%)
Margin of error: ± 4%

Applied Filter:
All Responses

Participants for filter:
661

Response Time (hours)



Started:
Dec 5, 2017 11:40am

Ended:
Dec 7, 2017 11:01am

Target Participants:
All Roseville

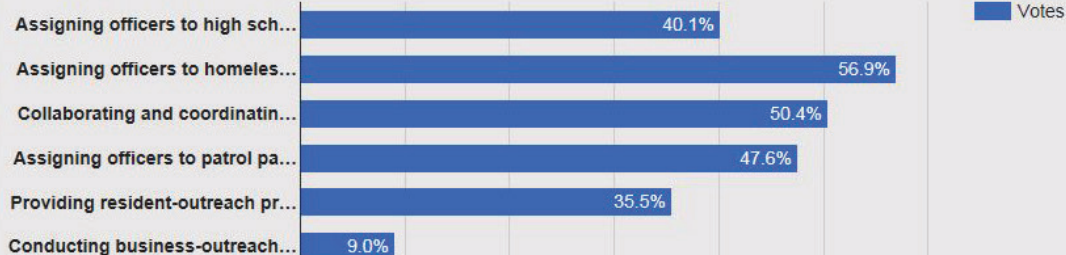
Q1

The City of Roseville is looking for public input on service priorities and possible ways to save money on the enhanced services provided by its police department. Core police services, such as patrol, dispatch, investigations, records, property and evidence are NOT being considered for reductions.

Which of these social service and public outreach-related services are most important to you?
(You may choose up to THREE)

(643 responses)

Options	Votes (643)
Assigning officers to high school campuses	40.1% (258)
Assigning officers to homeless outreach and illegal camp cleanup	56.9% (366)
Collaborating and coordinating social-work services with social-service providers, city and county agencies and mental-health response teams	50.4% (324)
Assigning officers to patrol parks and trails	47.6% (306)
Providing resident-outreach programs, such as neighborhood watch, citizen's police academy, National Night Out, keynote speakers, and drug take-back events	35.5% (228)
Conducting business-outreach programs such as business academy, retail crime-prevention network, apartment managers' forums, business-related events	9.0% (58)
Producing weekly crime digests and e-newsletters	18.8% (121)
Posting active-incident information on Facebook, Twitter and NextDoor	29.7% (191)

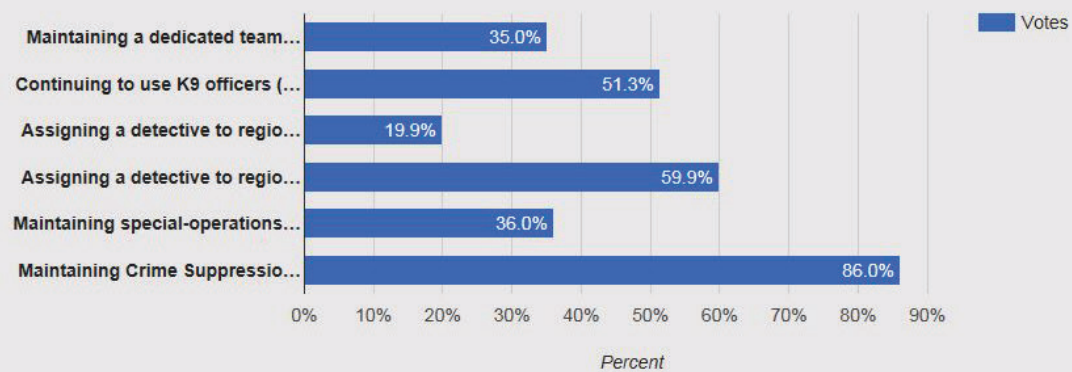


Q2

Which of these patrol and traffic-related services are most important to you? (You may choose up to THREE)

(628 responses)

Options	Votes (628)
Maintaining a dedicated team of traffic officers to enforce speed limits and other traffic rules on the major roadways	35.0% (220)
Continuing to use K9 officers (officers partnered with trained police dogs) for officer protection, searches, narcotics detection and public outreach events	51.3% (322)
Assigning a detective to regional auto-theft prevention taskforce to address issues in Roseville and throughout Placer County	19.9% (125)
Assigning a detective to regional narcotics and probation taskforce to focus on high-level narcotics trafficking and supervision of known offenders (particularly those on early release from prison) in Roseville and throughout Placer County	59.9% (376)
Maintaining special-operations teams (SWAT, rapid containment, hostage negotiation, bomb unit) to respond to high-risk incidents in Roseville and the region	36.0% (226)
Maintaining Crime Suppression Unit focusing on gangs, lower-level drug-dealing, neighborhood drug houses, prostitution, human trafficking and special enforcement projects as needs arise	86.0% (540)



Results: Public Input on Budgets for Services

 Survey Info - This survey was sent on behalf of City of Roseville to the FlashVote community for Roseville, CA.

Filter results by

All results

586
Participants

559 of 953 initially invited (59%)
Margin of error: $\pm 4\%$

Applied Filter:
All Responses

Participants for filter:
586

Response Time (hours)



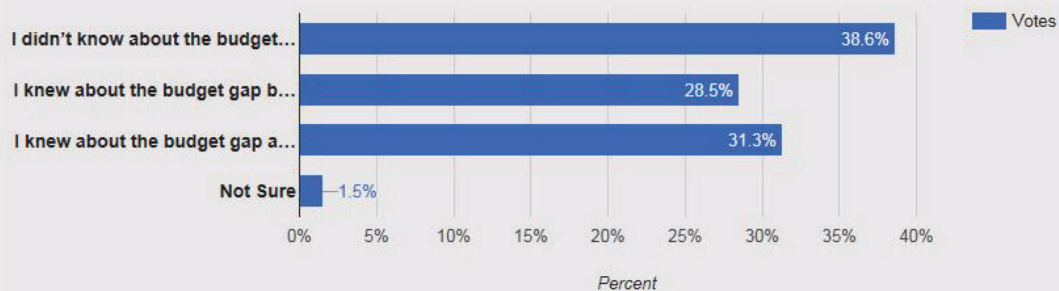
Started:
Aug 23, 2017 1:09pm

Ended:
Aug 25, 2017 1:00pm

Target Participants:
All Roseville

- Q1 The City of Roseville reduced service levels this past year because of slowing revenue growth and increasing expenses.
- This trend is expected to continue, so the City launched an 8-month effort in July called EngageRoseville that includes twice-monthly public meetings of a 20-member advisory committee. Their goal is to provide recommendations on how the community would prioritize and fund the "discretionary" services the City provides.
- Prior to reading this, which best describes what you knew about the budget gap and EngageRoseville?
(585 responses)

Options	Votes (585)
I didn't know about the budget gap or about EngageRoseville	38.6% (226)
I knew about the budget gap but not EngageRoseville	28.5% (167)
I knew about the budget gap and EngageRoseville	31.3% (183)
Not Sure	1.5% (9)



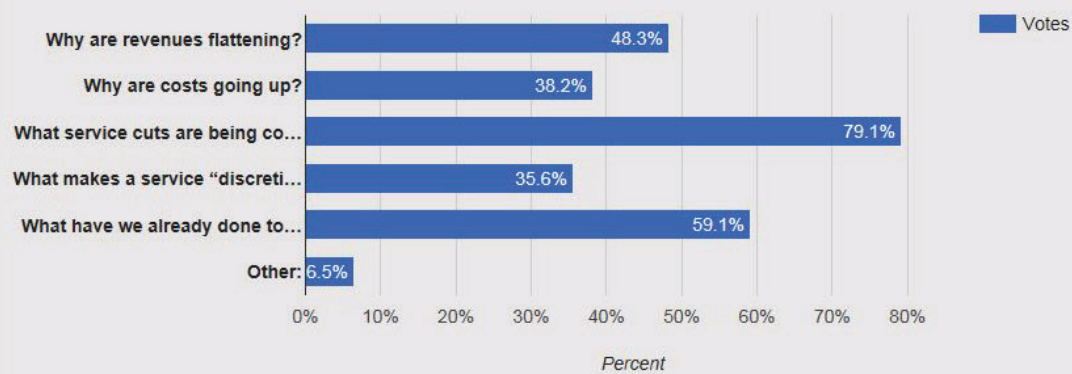
Q2

Which of the following things,if any, would you MOST want to know more about to give the most helpful input? (You can select up to THREE)

(565 responses)

Options**Votes** (565)

Why are revenues flattening?	48.3% (273)
Why are costs going up?	38.2% (216)
What service cuts are being considered?	79.1% (447)
What makes a service "discretionary" ?	35.6% (201)
What have we already done to control costs?	59.1% (334)
Other:	6.5% (37)

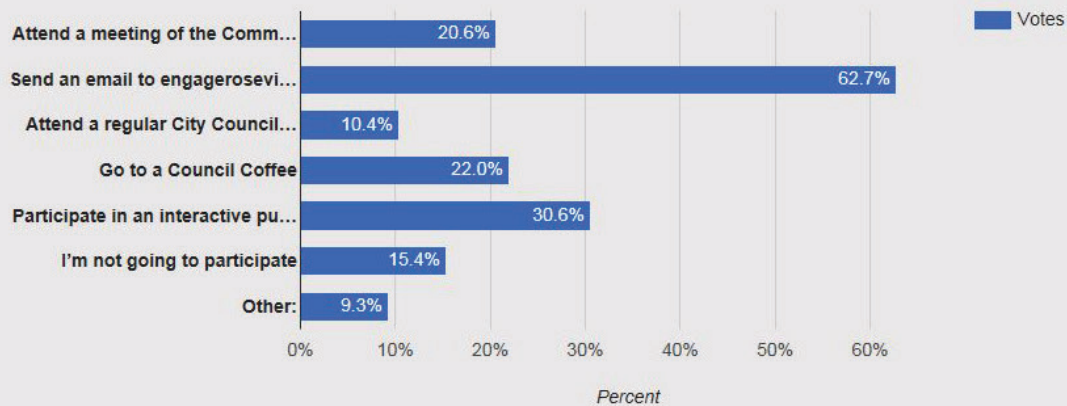


Q3

Which of the following ways are you MOST likely to provide input into the discussion? (You can select up to THREE)

(558 responses)

Options	Votes (558)
Attend a meeting of the Community Priorities Advisory Committee and speak during public comment	20.6% (115)
Send an email to engageroseville@roseville.ca.us	62.7% (350)
Attend a regular City Council meeting and speak during public comment	10.4% (58)
Go to a Council Coffee	22.0% (123)
Participate in an interactive public workshop meeting	30.6% (171)
I'm not going to participate	15.4% (86)
Other:	9.3% (52)

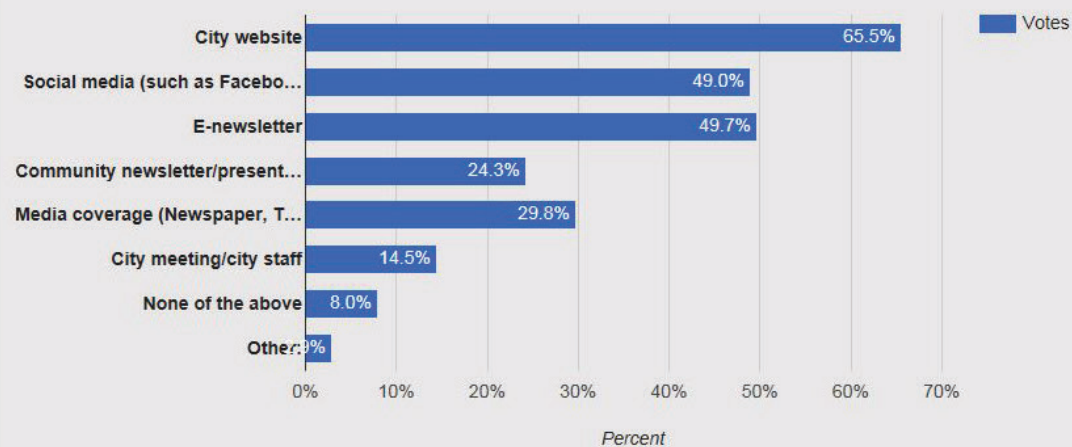


Q4

In the last 12 months, which of the following, if any, have you used to get information about City of Roseville government or EngageRoseville? (Choose all that apply)

(551 responses)

Options	Votes (551)
City website	65.5% (361)
Social media (such as Facebook, Twitter or NextDoor)	49.0% (270)
E-newsletter	49.7% (274)
Community newsletter/presentation (RCONA, Chamber, etc.)	24.3% (134)
Media coverage (Newspaper, TV, radio)	29.8% (164)
City meeting/city staff	14.5% (80)
None of the above	8.0% (44)
Other:	2.9% (16)



Results: Public Works Priorities

 Survey Info - This survey was sent on behalf of City of Roseville to the FlashVote community for Roseville, CA.

Filter results by

All results

711
Participants

613 of 1113 initially invited (55%)
Margin of error: $\pm 4\%$

Applied Filter:
All Responses
Participants for filter:
711

Response Time (hours)



Started:
Oct 17, 2017 12:08pm
Ended:
Oct 19, 2017 12:03pm
Target Participants:
All Roseville

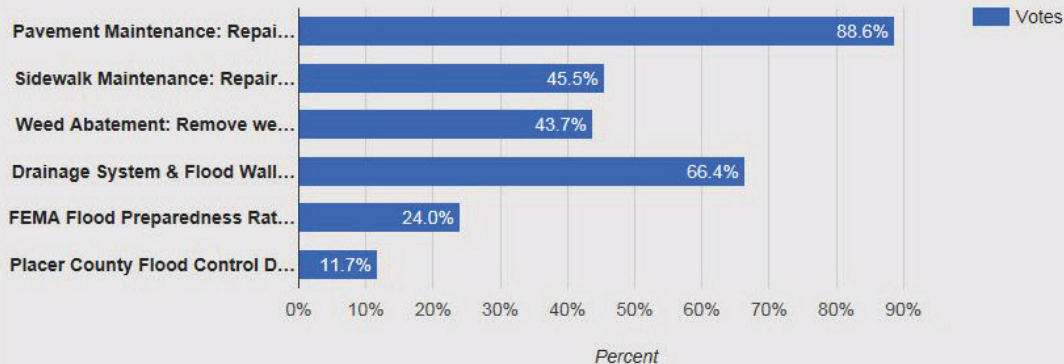
Q1

The City of Roseville is looking for public input on service priorities and possible ways to save money in its Public Works Department.

Which of these streets, sidewalks and stormwater related services are most important to you?
(You can choose up to THREE)

(675 responses)

Options	Votes (675)
Pavement Maintenance: Repair roadways, fill potholes, seal cracks, and fix hazards that are safety risks	88.6% (598)
Sidewalk Maintenance: Repair City sidewalks where there are tripping and other safety hazards and notify property owners when their sidewalks are unsafe and need attention	45.5% (307)
Weed Abatement: Remove weeds along roadways and in center medians so they don't become fire hazards or visual obstructions	43.7% (295)
Drainage System & Flood Wall Maintenance: Maintain storm drain system and flood walls to protect the public and prevent localized flooding	66.4% (448)
FEMA Flood Preparedness Rating: Maintain Roseville's top national flood protection rating, which means residents receive a 45% discount on flood insurance	24.0% (162)
Placer County Flood Control District Membership: Participate in management and funding of regional flood control projects	11.7% (79)



Q2

Which of these traffic-related services are most important to you? (You can choose up to THREE).

(656 responses)

100% (656)

Options	Votes (656)
Traffic Management Requests: Evaluate requests from residents for traffic safety improvements such as stop signs, traffic signals, crosswalks, and on-street parking	59.3% (389)
Review of Traffic Control Plans: Ensure cones and signage safely direct motorists when work is being done in the roadway	17.1% (112)
Special Event Traffic Control: Set up street closure signs, cones and barricades for City-sponsored events	6.6% (43)
Traffic Signs & Street Markings: Maintain traffic signage and pavement markings so they are readable and provide safe direction to motorists	67.4% (442)
School Crossing Guards: Employ crossing guards at 15 locations throughout Roseville	34.6% (227)
Roadway Improvement Project Management: City management of roadway improvement and widening projects that are completed by contractors	61.3% (402)
Speed Limit Updates: Ensure speed surveys are done per CA Vehicle Code so speed limits are radar-enforceable by police	26.4% (173)

